



PHILIPS

Image guided therapy

Azurion

Flexible workspots

Azurion flexible workspots

give you control when
and where you need it

Flexible workspots

promote high efficiency,
integration and consistency

At Philips we are working alongside you to help you provide the best possible care in today's dynamic healthcare environment. So imagine a more steady and reliable workflow. That's what you can expect to achieve with our new Azurion flexible workspots, designed to promote high efficiency, integration and consistency.

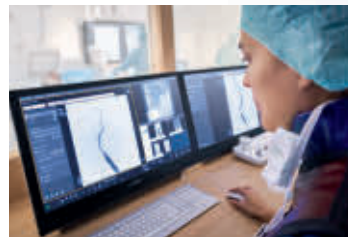
Together these flexible workspots allow you to:

- **Customize your workflow** to boost efficiency. You can combine different user-centric workspots to view, control and run applications independently, without interrupting each other's work. These workspots support mixed labs by allowing different teams who share the same lab to all work in their preferred way.
- **Access all information** from any workspot. Users can view and control connected multimodality imaging applications and interventional tools with seamless mouse over – via FlexVision Pro or FlexSpots. This can save time, improve consistency and decrease delays.
- **Enhance teamwork** and reduce unnecessary walking. Full table side control of all applications in the lab can help reduce the need to move in and out of the sterile area during a procedure. Team members can easily take over control of applications from each other. This all promotes effective teamwork that can lead to high throughput and fast exam turnover.

Azurion is powered by ConnectOS, a real-time multi-workspot technology designed specifically for the Azurion interventional suite.



FlexVision Pro
full control at table side



FlexSpot
customizable and user-centric
workspot in the control room



Touch screen module Pro
next step in usability



With Azurion, performance and superior care become one.



Azurion enables you to provide superior care



Azurion helps you optimize your lab performance



An easy-to-use platform supports you in quickly and easily performing diverse procedures



Work efficiently together

in the exam room

Interventional labs that perform a broad mix of cases rely on a variety of equipment in the exam room. What if each team member could control everything they need, when and where they prefer?

“The FlexVision Pro is fantastic! I can **control everything** from table side without sterility breaks.”

Marco van Strijen, MD, PhD, interventional radiologist, St. Antonius hospital, the Netherlands

FlexVision Pro* – full control at table side

The Azurion FlexVision* and FlexVision Pro are available to enhance efficiency during interventions.

With the Azurion FlexVision Pro, you can intuitively control all applications at table side via seamless mouse over to streamline your workflow. These applications can include: multimodality data from PACS and interventional tools. Allowing interventional team members to operate all relevant applications from the sterile environment can help decrease the need for them to move in and out of the sterile area during the procedure.

To simplify and standardize set-up for your FlexVision Pro, your preferred layout will come up automatically when you select your personalized ProcedureCard. Your department can create an unlimited number of layouts for every procedure and/or clinical user.

The display can be re-arranged and re-sized on the fly if desired to save time. The layout and sources of the FlexVision Pro can be changed from the control room to efficiently assist the exam room.

With the FlexVision and FlexVision Pro, you can connect 12 different sources and display 8 sources at the same time. This gives you the flexibility to support the growing complexity and mix of procedures in your lab.

Want to see more screen layouts?

Visit www.philips.com/flexvisionpro for inspiration

* Option on Azurion 7

Touch screen modules

You can easily control X-ray acquisition, automatic positioning, images and viewing at table side with the tablet response of the touch screen module and touch screen module Pro. You can also store and recall unlimited projection and table positions.


Touch screen module Pro* – display X-ray images on the touch screen

The touch screen module Pro offers further convenience and flexibility by:

- Allowing you to display the X-ray images on its touch screen
- Collimate and pan with a fingertip
- Review image series at table side and select image for reference view
- Zoom X-ray and roadmap images to support easy navigation.

Switchable Monitors*

The Switchable Monitors option can accept 16 video sources in total and display sources to the widescreen monitor display. Simply drag and drop the input icon on the touch screen modules to switch inputs.



Collimate and pan with a fingertip on the touch screen module Pro

A photograph of two medical professionals, a woman on the left and a man on the right, wearing blue scrubs and purple surgical caps. They are both looking intently at a computer monitor in the foreground. The woman has her hand resting on her chin, and the man is wearing glasses. The background is a blurred clinical setting.

Streamline workflow in **the control room**

As technology evolves, it brings more options and equipment. That makes it more important than ever to work as efficiently as possible. By integrating with all major brands, Azurion flexible workspots can significantly reduce clutter and simplify interventional workflow in the control room.

FlexSpot* for a compact, clutter-free and user-centric environment

With the Azurion FlexSpot you can enjoy an efficient, clutter-free environment.

This fully integrated solution gives you seamless access to all connected applications from Philips and other vendors on one customizable and user-centric workplace to help save time and space.

Just like in the exam room with FlexVision Pro, you can easily set up any screen layout with all relevant information in one view. To simplify and standardize set-up for your FlexSpot, your personalized layout will come up automatically with ProcedureCards. Re-size, drag and drop items “on the fly”. Control up to 11 external sources in the control room – 4 are visible on one screen at a time – without having to switch to different applications and workstations.

Additional FlexSpot*

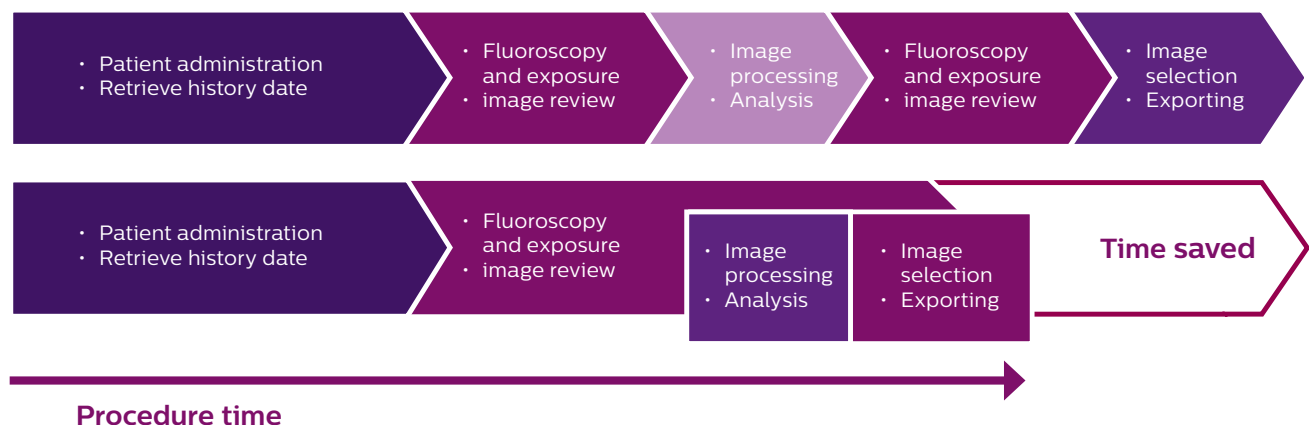
An additional FlexSpot can be placed in the control room or exam room to provide an additional workspot for viewing and controlling applications. This can, for instance, allow one person to monitor the procedure while another logs data or prepares reports.

Saving time through Instant Parallel Working

The Azurion has been specifically designed to save time by enabling people to work on two different activities at the same time without interrupting each other. As an example, while fluoroscopy/exposure is taking place, a technologist in the control room can perform other tasks. They can review previous images from the same patient, prepare an exam for the next patient or finish reporting on another patient, all without disturbing the exam going on. Quantitative analysis can be done in the exam room without disturbing work in the control room and vice versa.

All of the elements in our flexible workspots are designed to help different interventional teams work efficiently with each other and get more done, leading to short gaps between examinations and high lab utilization.

* Option on Azurion 7





© 2017 Koninklijke Philips N.V. All rights reserved. Specifications are subject to change without notice. Trademarks are the property of Koninklijke Philips N.V. or their respective owners.

4522 991 23031 * FEB 2017

How to reach us

Please visit www.philips.com/azurion7
healthcare@philips.com