



Transducers

ACUSON SC2000 PRIME Ultrasound System

Release 6.0

siemens-healthineers.com/ultrasound



Precision at the speed of life

The ACUSON SC2000 PRIME ultrasound system has a comprehensive suite of over 16 transducers supporting a diverse range of clinical applications, exam types, and echo-guided procedures.

Contents

Vector	3
Linear	4
Curved	5
Specialty	5
2D TEE	6
4D TEE	7
2D ICE	7
3D ICE Mapping	8
4D ICE	9
Selectable frequencies	10
Cable length	11
Connector type	11
2D advanced applications	12
4D advanced applications	13

Vector



4V1c HD Transducer

Form factor	Vector
Design	1D, Hanafy, Piezocomposite
Gesture detection	No
Bandwidth	1.1–4.9 MHz
Axial and Lateral resolution	0.5 and 1.6 mm
Field of view	90 deg
Physical footprint	28.3 x 21.3 mm
Total weight	780 g



8V3 Transducer

Form factor	Vector
Design	1D, Hanafy, Piezoceramic
Gesture detection	No
Bandwidth	2.1–7.8 MHz
Axial and Lateral resolution	0.3 and 0.4 mm
Field of view	90 deg
Physical footprint	26.9 x 16.6 mm
Total weight	693 g



10V4 Transducer

Form factor	Vector
Design	1D, Piezoceramic
Gesture detection	No
Bandwidth	3.4–10.4 MHz
Axial and Lateral resolution	0.4 and 0.6 mm
Field of view	90 deg
Physical footprint	22.6 x 14.3 mm
Total weight	740 g



4Z1c Transducer

Form factor	Vector
Design	Matrix, Piezoceramic
Gesture detection	No
Bandwidth	1.0–3.4 MHz
Axial and Lateral resolution	0.7 and 2.2 mm
Field of view	90 x 90 deg
Physical footprint	27.8 x 22.4 mm
Total weight	1400 g

Linear



9L4 Transducer

Form factor	Linear
Design	Multi-D, Piezocomposite
Gesture detection	No
Bandwidth	2.6–9.6 MHz
Axial and Lateral resolution	0.3 and 0.4 mm
Field of view	38.2 mm
Physical footprint	50.5 x 22.1 mm
Total weight	750 g

Curved



6C1 HD Transducer

Form factor	Curved
Design	1D, Hanafy, Piezoceramic
Gesture detection	No
Bandwidth	1.5–5.1 MHz
Axial and Lateral resolution	0.3 and 0.6 mm
Field of view	70 deg
Physical footprint	70.3 x 21.6 mm
Total weight	833 g

Specialty



Aux CW

Form factor	Pencil
Design	N/A
Gesture detection	N/A
Bandwidth	N/A
Axial and Lateral resolution	N/A
Field of view	N/A
Physical footprint	17.1 mm
Total weight	181 g

2D TEE



V5Ms Transducer

Form factor	TEE
Design	1D, Piezoceramic
Bandwidth	3.1–9.2 MHz
Axial and Lateral resolution	0.3 and 1.6 mm
Field of view	90 deg
Physical footprint	14.8 x 11.6 mm
Total weight	1800 g



V7M Transducer

Form factor	TEE
Design	1D, Piezoceramic
Bandwidth	2.4–7.2 MHz
Axial and Lateral resolution	0.4 and 1.8 mm
Field of view	90 deg
Physical footprint	7.25 x 7.47 mm
Total weight	1150 g

4D TEE



Z6Ms Transducer

Form factor	TEE
Design	Matrix, Single Crystal
Articulation planes	Anterior / Posterior, Left / Right
Bandwidth	2.3–6.8 MHz
Axial and Lateral resolution	0.3 and 1.7 mm
Field of view	90 x 90 deg
Physical footprint	15.6 x 11.8 mm
Total weight	1400 g

2D ICE



ACUSON AcuNav 8F¹ ICE Catheter

Form factor	Catheter
Design	2D, Phased Array, Piezoceramic
Articulation planes	Anterior / Posterior, Left / Right
Bandwidth	4.0–10.0 MHz
Axial and Lateral resolution	0.3 and 0.7 mm
Field of view	90 deg



ACUSON AcuNav 10F¹ ICE Catheter

Form factor	Catheter
Design	2D, Phased Array, Piezoceramic
Articulation planes	Anterior / Posterior, Left / Right
Bandwidth	4.0–10.0 MHz
Axial and Lateral resolution	0.3 and 0.7 mm
Field of view	90 deg

¹For purchase or inquires, contact Biosense Webster:

USA (+1-909-839-8500 and +1-800-729-9010), Belgium +32-2-352-1411, Asia Pacific +(65) 6827-6100.

3D ICE Mapping



SOUNDSTAR® 10F¹ ICE Catheter

Form factor	Catheter
Design	2D, Phased Array, Piezoceramic
Articulation planes	Anterior / Posterior, Left / Right
Bandwidth	4.0–10.0 MHz
Axial and Lateral resolution	0.3 and 0.7 mm
Field of view	90 deg



SOUNDSTAR® eco 8F¹ ICE Catheter

Form factor	Catheter
Design	2D, Phased Array, Piezoceramic
Articulation planes	Anterior / Posterior, Left / Right
Bandwidth	4.0–10.0 MHz
Axial and Lateral resolution	0.3 and 0.7 mm
Field of view	90 deg



SOUNDSTAR® eco 10F¹ ICE Catheter

Form factor	Catheter
Design	2D, Phased Array, Piezoceramic
Articulation planes	Anterior / Posterior, Left / Right
Bandwidth	4.0–10.0 MHz
Axial and Lateral resolution	0.3 and 0.7 mm
Field of view	90 deg

¹For purchase or inquires, contact Biosense Webster:
 USA (+1-909-839-8500 and +1-800-729-9010), Belgium +32-2-352-1411, Asia Pacific +(65) 6827-6100.

4D ICE



ACUSON AcuNav Volume ICE Catheter

Form factor	Catheter
Design	Multi-D, Phased Array, Piezoceramic
Articulation planes	Anterior / Posterior, Left / Right
Bandwidth	4.0–10.0 MHz
Axial and Lateral resolution	0.7 mm and 2.8 mm
Field of view	90 deg x 50 deg

Table 1: Selectable frequencies

Transducer	2D	THI	Color Doppler	PW Doppler	PW DTI	CW Doppler	LVO Contrast
4V1c	3.5	H2.25, H3.0, H4.0, H4.3	2.0, 2.5, 3.5, H2.25 (DTV, DTE), H2.75 (DTV, DTE), H4.25 (DTV, DTE)	1.75, 2.5, 3.5	2.5, 3.5	1.75	LVO, CPS
8V3	3.0, 4.0, 6.0, 8.0	H5.0, H6.0	2.5, 3.5, 5.0, 6.0	2.5, 3.5, 5.0	3.5, 5.0	3.0, 3.3	–
10V4	5.5, 7.0, 8.5, 10.0	H8.0	4.0, 4.8, 5.7, 6.5, 6.5 (DTV, DTE)	4.0, 5.0	4.0, 5.0	4.0, 5.0	–
4Z1c	2.8	H2.8	2.0, 2.5	1.67	2.5	–	LVO I, LVO II, 2.8
9L4	5.0	H6.5, H8.0, H9.0,	4.0, 5.0, 6.5	3.5, 4.0	3.5, 5.0	–	–
6C1 HD	1.8, 3.5	H3.0, H4.0, H5.0	2.0, 2.5, 3.0	2.0, 3.0, 3.5	2.0, 3.0	–	H2.8
Aux CW	–	–	–	–	–	2.0	–
V5Ms	3.5, 5.0, 6.0, 7.0	–	3.5, 5.0, 6.0	3.5, 5.0	N/A	3.5, 5.0	–
V7M	4.0, 5.5, 7.5	–	4.0 (CDV only), 5.0 (CDV, DTV/DTE)	4.0, 5.0	N/A	4.0, 5.0	–
Z6Ms	4.0 (2D), 5.0 (2D), 6.0 (2D), 4.5 (3D)	–	3.3 (2D/3D CDV/DTV), 4.0 (2D/3D CDV/DTV), 5.0 (2D CDV only)	3.3, 5.0	3.3, 5.0	3.0, 3.5	–
ACUSON AcuNav 8F ICE	6.0, 8.0	–	4.0, 6.0	4.0, 5.0	4.0, 5.0	4.0, 5.0	–
ACUSON AcuNav 10F ICE	6.0, 8.0	–	4.0, 6.0	4.0, 5.0	4.0, 5.0	4.0, 5.0	–
SOUNDSTAR® 10F ICE Catheter	6.0, 8.0	–	4.0, 6.0	4.0, 5.0	4.0, 5.0	4.0, 5.0	–
SOUNDSTAR® eco 8F ICE Catheter	6.0, 8.0	–	4.0, 6.0	4.0, 5.0	4.0, 5.0	4.0, 5.0	–
SOUNDSTAR® eco 10F ICE Catheter	6.0, 8.0	–	4.0, 6.0	4.0, 5.0	4.0, 5.0	4.0, 5.0	–
ACUSON AcuNav Volume ICE Catheter	6.0, 8.0, H8.0	–	4.0, 6.0	4.0, 5.0	–	4.0, 5.0	–



Table 2: Cable length

Transducer	Cable length
4V1c	2.1 m
8V3	2.2 m
10V4	2.2 m
4Z1c	2.1 m
9L4	2.1 m
6C1 HD	2.0 m
Aux CW	1.9 m
V5Ms	1.9 m
V7M	2.0 m
Z6Ms	3.36 m
ACUSON AcuNav 8F ICE SwiftLink	2.0 m
ACUSON AcuNav 10F ICE SwiftLink	2.0 m
SOUNDSTAR® 10F ICE Catheter SwiftLink	2.0 m
SOUNDSTAR® eco 8F ICE Catheter SwiftLink	2.0 m
SOUNDSTAR® eco 10F ICE Catheter SwiftLink	2.0 m
ACUSON AcuNav Volume ICE Catheter SwiftLink	2.4 m

Table 3: Connector type

Transducer	Connector type
4V1c	Micro Pinless Connector
8V3	Micro Pinless Connector
10V4	Micro Pinless Connector
4Z1c	Micro Pinless Connector
9L4	Micro Pinless Connector
6C1 HD	Micro Pinless Connector
Aux CW	Hirose
V5Ms	Micro Pinless Connector
V7M	Micro Pinless Connector
Z6Ms	Micro Pinless Connector
ACUSON AcuNav 8F ICE	Micro Pinless Connector
ACUSON AcuNav 10F ICE	Micro Pinless Connector
SOUNDSTAR® 10F ICE Catheter	Micro Pinless Connector
SOUNDSTAR® eco 8F ICE Catheter	Micro Pinless Connector
SOUNDSTAR® eco 10F ICE Catheter	Micro Pinless Connector
ACUSON AcuNav Volume ICE Catheter	Micro Pinless Connector

Table 4: 2D advanced applications





Transducer	eSie Measure M-mode	eSie Measure B-mode	 eSie Measure Spectral Doppler	 eSie Left Heart	eSie VVI
4V1c	Yes	Yes	Yes	Yes	Yes
8V3	Yes	Yes	Yes	Yes	Yes
10V4	Yes	Yes	Yes	N/A	Yes
4Z1c	N/A	Yes	Yes	Yes	Yes
9L4	N/A	N/A	N/A	N/A	N/A
6C1 HD	N/A	N/A	N/A	N/A	Yes
Aux CW	N/A	N/A	N/A	N/A	N/A
V5Ms	N/A	N/A	Yes	N/A	Yes
V7M	N/A	N/A	Yes	N/A	Yes
Z6Ms	N/A	N/A	Yes	N/A	Yes
ACUSON AcuNav 8F ICE	N/A	N/A	N/A	N/A	Yes
ACUSON AcuNav 10F ICE	N/A	N/A	N/A	N/A	Yes
SOUNDSTAR® 10F ICE Catheter	N/A	N/A	N/A	N/A	Yes
SOUNDSTAR® eco 8F ICE Catheter	N/A	N/A	N/A	N/A	Yes
SOUNDSTAR® eco 10F ICE Catheter	N/A	N/A	N/A	N/A	Yes
ACUSON AcuNav Volume ICE Catheter	N/A	N/A	N/A	N/A	Yes



Artificial intelligence¹

¹ AI-powered measurement tools consist of software applications leveraging machine learning-based Artificial Intelligence to achieve the intended outcome and include the eSie Measure Spectral Doppler and eSie Left Heart.

Table 5: 4D advanced applications

Transducer	 eSie LVA	 eSie PISA	 eSie Valves	RVA	 TrueFusion ²
4V1c	N/A	N/A	N/A	N/A	N/A
8V3	N/A	N/A	N/A	N/A	N/A
10V4	N/A	N/A	N/A	N/A	N/A
4Z1c	Yes	Yes	N/A	Yes	N/A
9L4	N/A	N/A	N/A	N/A	N/A
6C1 HD	N/A	N/A	N/A	N/A	N/A
Aux CW	N/A	N/A	N/A	N/A	N/A
V5Ms	N/A	N/A	N/A	N/A	N/A
V7M	N/A	N/A	N/A	N/A	N/A
Z6Ms	Yes	Yes	Yes	N/A	Yes
ACUSON AcuNav 8F ICE	N/A	N/A	N/A	N/A	N/A
ACUSON AcuNav 10F ICE	N/A	N/A	N/A	N/A	N/A
SOUNDSTAR® 10F ICE Catheter	N/A	N/A	N/A	N/A	N/A
SOUNDSTAR® eco 8F ICE Catheter	N/A	N/A	N/A	N/A	N/A
SOUNDSTAR® eco 10F ICE Catheter	N/A	N/A	N/A	N/A	N/A
ACUSON AcuNav Volume ICE Catheter	N/A	N/A	N/A	N/A	N/A



Artificial intelligence¹

¹ AI-powered measurement tools consist of software applications leveraging machine learning-based Artificial Intelligence to achieve the intended outcome and include the eSie Measure Spectral Doppler and eSie Left Heart.

² TrueFusion represents a workflow consisting of the software applications syngo® TrueFusion and TrueFusion echo-fluoro guidance.

The products/features mentioned in this document may not be commercially available in all countries. Due to regulatory reasons their future availability cannot be guaranteed. Please contact your local Siemens Healthineers organization for further details.

AcuNav, ACUSON SC2000, DTI, eSie Left Heart, eSie LVA, eSie Measure, eSie PISA, eSie Valves, eSie VVI, Multi-D, TrueFusion, and Vector are trademarks of Siemens Medical Solutions USA, Inc.

SOUNDSTAR® Catheter is a registered trademark of Biosense Webster Inc., part of the Johnson & Johnson Family of Companies.

At Siemens Healthineers, our purpose is to enable healthcare providers to increase value by empowering them on their journey towards expanding precision medicine, transforming care delivery, and improving patient experience, all enabled by digitalizing healthcare.

An estimated five million patients worldwide everyday benefit from our innovative technologies and services in the areas of diagnostic and therapeutic imaging, laboratory diagnostics and molecular medicine as well as digital health and enterprise services.

We're a leading medical technology company with over 120 years of experience and 18,500 patents globally. With over 50,000 employees in more than 70 countries, we'll continue to innovate and shape the future of healthcare.

Siemens Healthineers Headquarters

Siemens Healthcare GmbH
Henkestr. 127
91052 Erlangen, Germany
Phone: +49 9131 84-0
siemens-healthineers.com

Legal Manufacturer

Siemens Medical Solutions USA, Inc.
Ultrasound
22010 S.E. 51st Street
Issaquah, WA 98029, USA
Phone: 1-888-826-9702
siemens-healthineers.com/ultrasound